

Ref. No. HTLL/Corporate/04-2018/0 *16*  
April 21, 2018

Through PUCARS & COURIER  
Form-7

The General Manager  
Pakistan Stock Exchange Limited  
Stock Exchange Building  
Stock Exchange Road  
Karachi.

**Subject: FINANCIAL RESULTS FOR THE QUARTER ENDED ON MARCH 31, 2018**

Dear Sir,

We have to inform you that the Board of Directors of our company in their meeting held on APRIL 21, 2018 at 15.00 hours at Lahore recommended the following:

(i) **CASH DIVIDEND**

An Interim Cash Dividend for the Quarter ended 31.03.2018 at Rs. 00 per share i.e. @ 00%. This is in addition to Interim Dividend(s) already paid at Rs. 1.75 per share i.e. 17.5%.

AND/OR

(ii) **BONUS SHARES**

It has been recommended by the Board of Directors to issue Interim Bonus shares in proportion of share(s) NIL for every NIL share(s) held i.e. NIL %. This is in addition to the Interim Bonus Shares already issued @ NIL %.

AND/OR

(iii) **RIGHT SHARES**

The Board has recommended to issue NIL % Right Shares at par/at discount/premium of Rs. NIL per share in proportion of NIL share(s) for every NIL share(s) The entitlement of right shares being declared simultaneously will be/will not be applicable in Bonus Shares as declared above.

AND/OR

(iv) **ANY OTHER ENTITLEMENT/CORPORATE ACTION**

NIL

AND/OR

(v) **ANY OTHER PRICE SENSITIVE INFORMATION**

NIL

The financial results of the Company are attached as Annexure-A and Annexure-B.

We will be sending you 200 copies of printed financial information of the Company for distribution amongst the TRE Certificate Holders of the Exchange.

You may please inform the TRE Certificate Holders of the Exchange accordingly.

Yours Sincerely,

For and on behalf of Hi-Tech Lubricants Limited

(Fraz Amjad Khawaja)  
Company Secretary & Chief Compliance Officer



www.hitechlubricants.com



+92-42-111-645-942



+92-42-36311884



Info@hitechlubricants.com

**OFFICES:**

CORPORATE: 1-A Danepur Road, GOR-1, Lahore.

KARACHI: C-6 /1, Street No. 3, Bath Island, Clifton Karachi. Tel: +92- 21-111-645-942, Fax +92-21-35290672.


ISLAMABAD: Suite # 1402, 14th Floor Green Trust Tower, Jinnah Avenue Blue Area, Islamabad Tel: +92-51-111-645-942, Fax: +92-51-2813057.

PESHAWAR: Office No. 280, 3rd Floor, Deans Trade Center Islamia Road, Peshawar, Cantt. Tel: +92-91-5253186-7, Fax: +92-91-5253188.

**HI-TECH LUBRICANTS LIMITED**  
**UNCONSOLIDATED CONDENSED INTERIM PROFIT AND LOSS ACCOUNT (UN-AUDITED)**  
**FOR THE QUARTER AND NINE MONTHS PERIOD ENDED 31 MARCH 2018**

	NINE MONTHS ENDED		QUARTER ENDED	
	31 March 2018	31 March 2017	31 March 2018	31 March 2017
	Rupees	Rupees	Rupees	Rupees
SALES - net	7,491,366,026	6,413,575,934	1,517,556,846	2,031,121,203
SALES TAX	(764,611,564)	(757,015,320)	(189,708,459)	(155,345,603)
NET SALES	6,726,754,462	5,656,560,614	1,327,848,387	1,875,775,600
COST OF SALES	(5,226,869,749)	(4,208,542,126)	(1,011,585,685)	(1,394,365,511)
GROSS PROFIT	1,499,884,713	1,448,018,488	316,262,702	481,410,089
DISTRIBUTION COST	(547,218,783)	(529,666,831)	(124,504,918)	(138,578,799)
ADMINISTRATIVE EXPENSES	(266,274,121)	(195,626,291)	(98,061,643)	(64,985,191)
OTHER EXPENSES	(54,279,368)	(18,681,526)	(4,752,918)	(3,661,232)
OTHER INCOME	(867,772,271)	(743,974,648)	(227,319,478)	(207,225,222)
PROFIT FROM OPERATIONS	77,613,279	71,903,143	24,736,830	20,558,401
FINANCE COST	(60,928,920)	(23,490,439)	(22,108,913)	(12,977,175)
PROFIT BEFORE TAXATION	648,796,801	752,456,543	91,571,141	281,766,093
TAXATION	(206,696,800)	(196,059,346)	(31,068,334)	(66,720,863)
PROFIT AFTER TAXATION	442,100,001	556,397,197	60,502,807	215,045,230
BASIC EARNINGS PER SHARE	3.81	4.80	0.52	1.85

  
 CHIEF EXECUTIVE

  
 CHIEF FINANCIAL OFFICER


  
 DIRECTOR




**HI-TECH LUBRICANTS LIMITED**  
**CONSOLIDATED CONDENSED INTERIM PROFIT AND LOSS ACCOUNT (UN-AUDITED)**  
**FOR THE QUARTER AND NINE MONTHS PERIOD ENDED 31 MARCH 2018**

	NINE MONTHS ENDED		QUARTER ENDED	
	31 March 2018	31 March 2017	31 March 2018	31 March 2017
	Rupees	Rupees	Rupees	Rupees
SALES - net	7,959,133,261	6,413,575,934	1,639,779,632	2,031,121,203
SALES TAX	(1,232,378,799)	(757,015,320)	(311,931,245)	(155,345,603)
NET SALES	<u>6,726,754,462</u>	<u>5,656,560,613</u>	<u>1,327,848,387</u>	<u>1,875,775,600</u>
COST OF SALES	<u>(4,858,126,336)</u>	<u>(4,093,575,298)</u>	<u>(887,801,185)</u>	<u>(1,336,499,530)</u>
GROSS PROFIT	1,868,628,126	1,562,985,315	440,047,202	539,276,070
DISTRIBUTION COST	(544,968,783)	(529,666,831)	(122,254,918)	(138,578,799)
ADMINISTRATIVE EXPENSES	(327,972,853)	(207,322,933)	(121,785,647)	(69,066,905)
OTHER EXPENSES	(79,123,222)	(18,681,526)	(18,406,662)	(3,661,232)
	(952,064,857)	(755,671,290)	(262,447,226)	(211,306,936)
OTHER INCOME	48,610,411	74,398,033	14,111,870	23,053,291
PROFIT FROM OPERATIONS	965,173,680	881,712,058	191,711,846	351,022,425
FINANCE COST	(99,049,990)	(55,016,349)	(36,343,734)	(25,083,735)
PROFIT BEFORE TAXATION	866,123,690	826,695,709	155,368,112	325,938,690
TAXATION	(233,910,085)	(200,075,210)	(35,351,434)	(70,736,727)
PROFIT AFTER TAXATION	<u>632,213,605</u>	<u>626,620,499</u>	<u>120,016,678</u>	<u>255,201,963</u>
BASIC EARNINGS PER SHARE	<u>5.45</u>	<u>5.40</u>	<u>1.03</u>	<u>2.20</u>

  
 CHIEF EXECUTIVE

  
 CHIEF FINANCIAL OFFICER

  
 DIRECTOR

